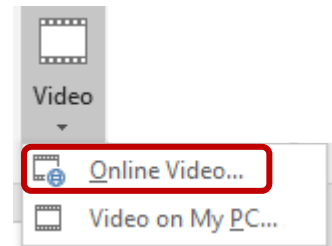
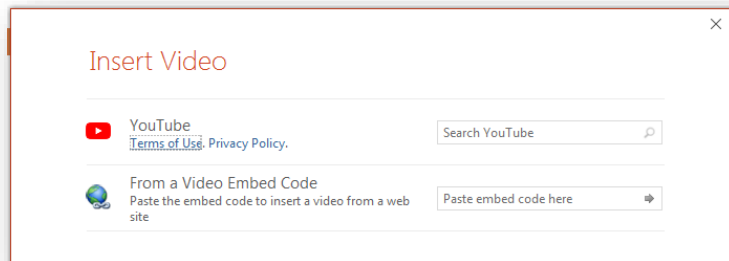


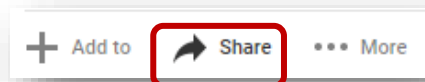
## Insert a YouTube Clip

- Go to the required slide.  
Select the **Insert** tab and select the down arrow on **Video** from the **Media** group. Select **Online Video...**

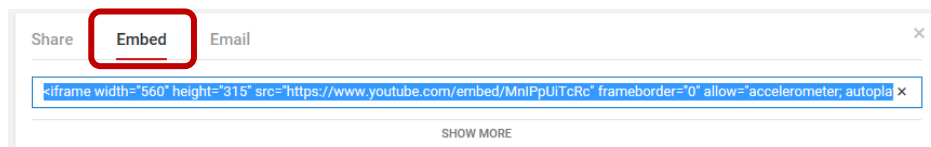


- You can search direct for a YouTube video (top section), or if you already have the video available on YouTube you can copy/paste the **Embed Code** in the section below.

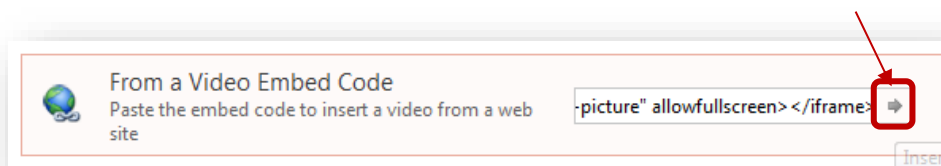
NOTE: To find the **Embed** code, click on the **Share** option below the YouTube clip:



Select **Embed** and select **Ctrl+C** on the keyboard to copy the code that appears in blue below



Return to the PowerPoint slide and click in the Video embed section and select **Ctrl+V** on the keyboard to paste the code. Click on the arrow to insert.



- Once the clip has been inserted, you can resize and move on the slide.
- You will only be able to view the Video when in slideshow mode.  
Note: YouTube videos cannot be edited to start from a specific time
- Save your work.